

Northamptonshire Police Fire and Crime Commissioner

Council Tax Consultation 2021/22



Main Report (V01)
January 2021

Contents

Introduction	2
Summary of Findings.....	2
Report Structure	3
Sample / Methodology	4
Perceptions overview	5
Precept overview	19
Further comments	23
Appendices.....	25
Questionnaire	25

Introduction

The Northamptonshire Police Fire and Crime Commissioner Stephen Mold has responsibility for overseeing both Northamptonshire Police and Northamptonshire Fire and Rescue services. The Commissioner sets the budget for both organisations and holds both the Chief Constable and Chief Fire Officer to account on behalf of the public, for the performance of their organisations.

The PFCC's office commissioned Social and Market Strategic Research, an independent research organisation to undertake a consultation to seek the views of residents who pay council tax in Northamptonshire about the 2021/22 council tax level for policing and the fire & rescue service. The consultation also gathered the views of residents on how good a job Northamptonshire Police and Fire & Rescue Service are doing.

Summary of Findings

The majority of residents across Northamptonshire perceive Northamptonshire Police and Northamptonshire Fire & Rescue service are doing a good job. Over two thirds believe the police force do a good or excellent job (69%); including a fifth who specify they do an excellent job (18%).

Positivity increases towards the Fire & Rescue Service; 8 in every 10 residents (81%) are of the opinion the service does a good or excellent job. More than a third (36%) agree the services performs an excellent job.

Over three-quarters (78%) had confidence in the police in their area, although agreement was slightly lower that the police understand (69%) and are dealing with (65%) issues that matter in the community. Despite this the vast majority (88%) felt they would be treated with respect if they were to contact the police.

Just over half (52%) felt that Burglary was the main issue that needed to be prioritised by Northamptonshire Police, over a third mentioned Anti-Social Behaviour (36%) as a priority and three-tenths listed Domestic abuse and Drug dealing and misuse as priorities for the force.

The majority of residents are prepared to pay an increase in council tax towards both Police and Fire & Rescue services. More than two thirds (71%) are prepared to pay some form of increase towards the police force – the most popular choice being the £5 per year increase.

Three-quarters (76%) of residents are prepared to pay more towards Fire & Rescue services with more than a third (37%) prepared to pay an increase of £5 per year.

Report Structure

This report includes headline findings for each question combined with insight based on demographics and geography. It should be noted that when the results are discussed within the report, often percentages will be rounded up or down to the nearest one per cent. Therefore, occasionally figures may add up to 101% or 99%. Due to multiple responses being allowed for the question, some results may exceed the sum of 100%.

Trends identified in the reporting are statistically significant at a 95% confidence level. This means that there is only 5% probability that the difference has occurred by chance (a commonly accepted level of probability), rather than being a 'real' difference. Unless otherwise stated, statistically significant trends have been reported on.

Sample / Methodology

An interviewer led telephone questionnaire was designed by SMSR and PFCC office staff, 1,102 interviews were conducted using random quota sampling to ensure the sample was representative. Quotas for age, gender and ethnicity were set using mid-2017 census figures the sample included representation from each authority within Northamptonshire. The sample provides a confidence level of 95% with +/- 3% error margin.

The demographic breakdown of users interviewed was as follows:

Gender	Number	% of sample
Male	533	48%
Female	569	52%

Age	Number	% of sample
16-24	131	12%
25-34	174	16%
35-44	211	19%
45-54	199	18%
55-64	165	15%
65-74	122	11%
75+	100	9%

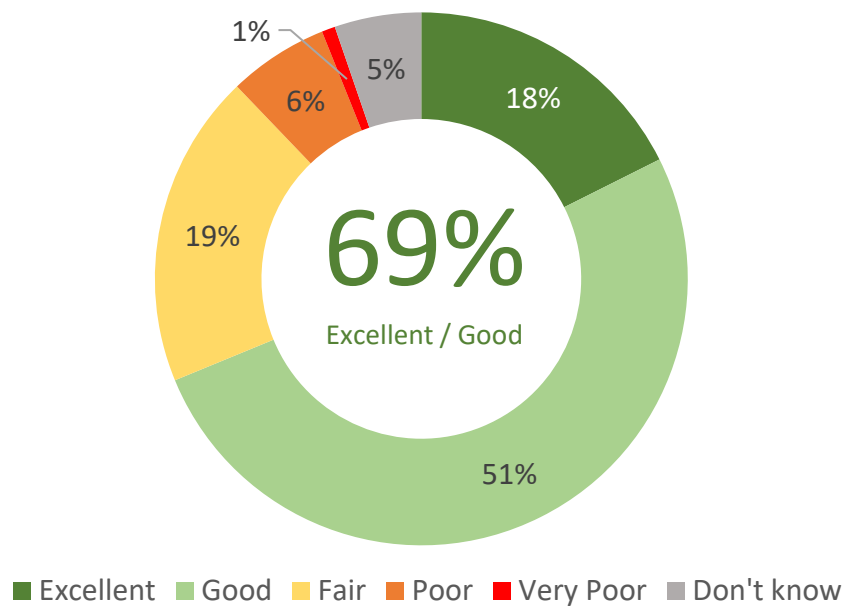
Ethnicity	Number	% of sample
White	995	90%
BAME	69	6%
Prefer not to say	38	3%

Authority	Number	% of sample
Corby	106	10%
Daventry	124	11%
East Northamptonshire	130	12%
Kettering	150	14%
Northampton	336	30%
South Northampton	136	12%
Wellingborough	120	11%

Perceptions overview

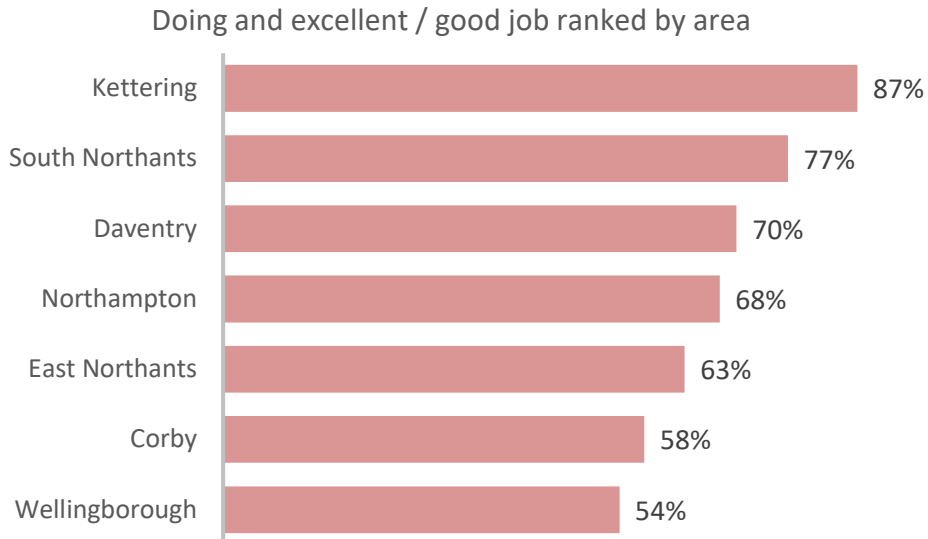
Residents were asked to provide their opinion on how good a job they thought Northamptonshire Police and Fire & Rescue service are doing:

In your opinion, how good of a job do you think Northamptonshire Police are doing?



Response	Count	%
Excellent	194	18%
Good	564	51%
Fair	210	19%
Poor	67	6%
Very Poor	9	1%
Don't know	58	5%

Over two thirds of residents (69%) across Northamptonshire consider Northamptonshire Police to be doing either a good or excellent job, a 4% increase from the previous year (65%). A fifth (19%) believe the force are doing a fair job across the county and 7% feel that Northamptonshire Police are doing a poor/very poor job.



Area	Count excellent / good	% excellent / good
Kettering	130	87%
South Northants	105	77%
Daventry	87	70%
Northampton	228	68%
East Northants	82	63%
Corby	61	58%
Wellingborough	65	54%

Residents of Kettering (87%) and South Northants (77%) are most inclined to believe that Northamptonshire Police are doing a good or excellent job, whereas those living in Wellingborough (54%) and Corby (58%) were the least likely to have said this was the case.

BAME respondents (77%) are more likely to have say the police are doing an excellent or a good job, whereas those aged 25-34 (65%) and those with a disability (56%) are less inclined to believe the force are doing an excellent or a good job.

Residents were also asked to explain the reasons behind their perception of how good a job Northamptonshire Police are doing. Responses were broken down into key themes:

Why do you say that?

General assumption / no contact, 16.52%	Good job / proactive, 12.16%	Quick / good response, 9.17%	Good visibility, 8.44%
		Lack of resources, 7.71%	Lack of visible patrol / presence, 7.17%
Good job with limited resources, 15.06%	Nice area / low crime, 11.43%	Positive personal experience, 7.53%	Positive word of mouth / media, 6.72%

The most prevalent positive themes included a general assumption Northamptonshire Police are doing a good job, despite limited contact with the force (17%) and belief the police are doing a good job despite limited resources (15%). More than a tenth said police were doing a good job and were proactive (12%) and that the area they live in is a nice area with little crime (11%).

The most frequently given negative theme was that the police have a lack of resources, with just under a tenth that mentioned this (8%). Slightly fewer (7%) stated they felt there was a lack of visible police presence and patrolling in their area.

Response	Count	%
General assumption / no contact	182	17%
Good job with limited resources	166	15%
Good job / proactive	134	12%
Nice area / low crime	126	11%
Quick / good response	101	9%
Good visibility	93	8%
Lack of resources	85	8%
Positive personal experience	83	8%
Lack of visible patrol / presence	79	7%
Positive word of mouth / media	74	7%

Examples of verbatim within the main themes can be found below:

General assumption / no contact

"I've never had any dealings with them but we're in a small village here and again I've not heard of any complaints about them."

"I've no experience of them at all and I've never had to call them but I'd imagine that they're quite professional."

"I don't have much involvement with the police never felt let down by them though and I know they are there if needed."

Good job with limited resources

"They are stretched and with the pandemic they have more work to do. I feel they are trying their best."

"They have a lot of pressure from the government and the public but do not get the resources they need. I feel for them."

"With limited resources they do a lot and go beyond what their duties are like looking after the vulnerable."

Good job / proactive

"They are doing a good job serving the community, maintaining law and order and protecting residents from crime."

"I know the police have a lot on at the moment. They are dealing with Covid issues as well as crime."

Nice area / low crime

"The police are working extremely hard to keep the community safe and we appreciate their hard work."

"The police protect us from organised crimes and burglary. I feel safe in my home knowing that the police are out there fighting crimes."

Quick / good response

"I have called the police in the past and they responded pretty quick."

"I have called the police and they responded really quick. The police follow up was really good as well."

Good visibility

"I have seen more officers around in vehicles recently. I think they are going a good job, even though they are stretched with Covid issues."

"I do see the police about patrolling the area. My daughter lives in a problematic area and are always about."

Examples of verbatim within the main negative themes can be found below:

Lack of resources

"We need more community policing in order to engage with the wider community. I am fortunate to live in a safe area however the police need to focus on other areas where crime rate is increasing."

"I feel the police need more resources. They do not have the staff to deal with everything and should be given more funding."

"They could have more resources and they would be better, as they work hard but aren't given the opportunity to do better."

Lack of visible patrol / presence

"I do not see the police about and I do not know where to go if I need them. We do not have a manned police station."

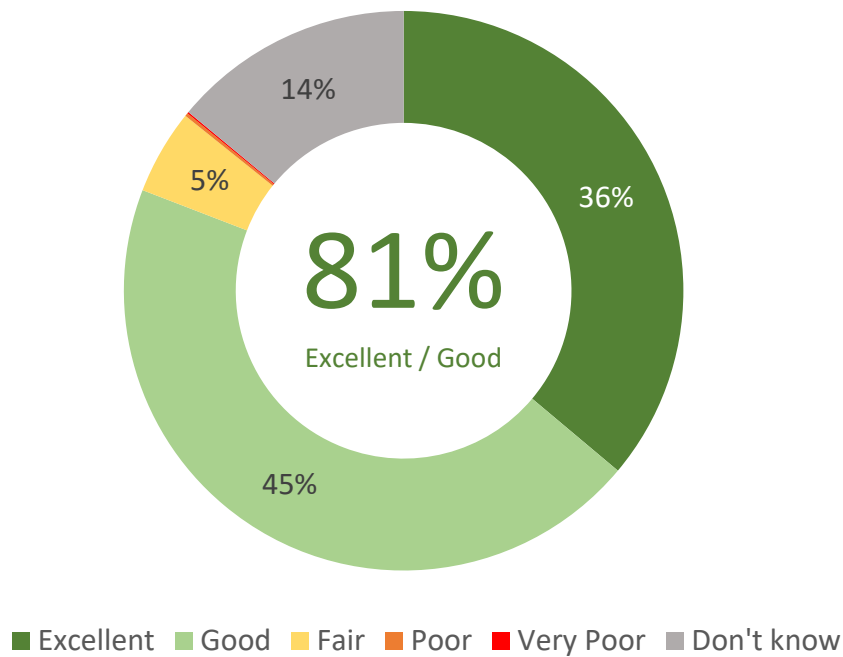
"We do not have any police presence in the local area. They have to come from Daventry. When we call the police, it goes to the wrong force."

Slow response

“Sometimes when friends have had issues the police have taken a long time to respond. It was better before lockdown.”

“Response times are shocking. It’s too late by the time the police look into most things even when all the information has been handed to them. They let petty stuff go which then leads the hooligans to think they’re untouchable and leads onto more criminal activity. There are too many crimes and not enough police.”

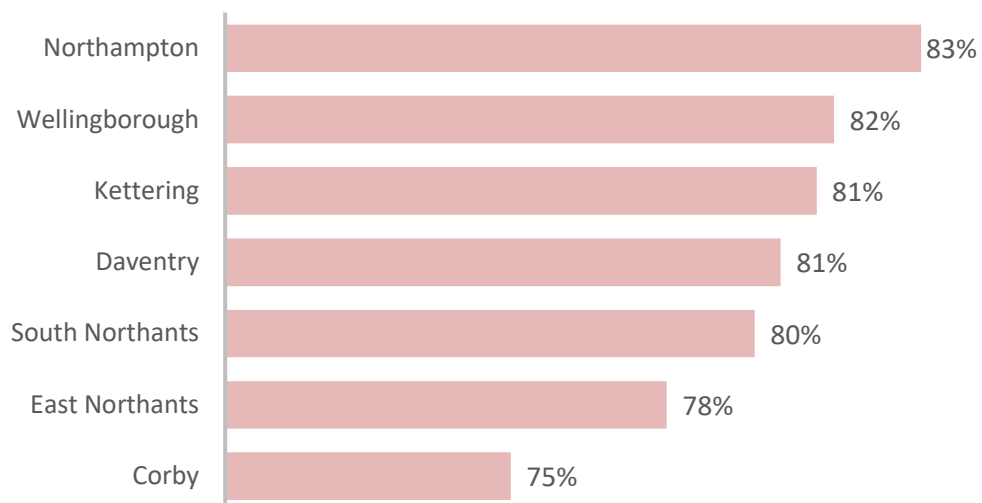
In your opinion, how good of a job do you think Northamptonshire Fire & Rescue Service are doing?



Response	Count	%
Excellent	398	36%
Good	493	45%
Fair	54	5%
Poor	2	0%
Very Poor	1	0%
Don't know	154	14%

When considering Northamptonshire Fire & Rescue Service, 8 in every 10 residents (81%) believe the service is doing a good or excellent job. Just over a tenth (14%) do not know how well the service is performing and a small percentage consider Fire & Rescue to be doing a fair job (5%). Less than one percent (0.3%) felt the service is performing poorly or very poorly.

Doing and excellent / good job ranked by area




Area	Count excellent / good	% excellent / good
Northampton	280	83%
Wellingborough	98	82%
Kettering	122	81%
Daventry	100	81%
South Northants	109	80%
East Northants	102	78%
Corby	80	75%

Residents of Corby (75%) are least likely to believe the Fire & Rescue Service are doing a good or an excellent job, with those in Northampton (83%) slightly more positive towards the provision compared to other areas

Those aged 25-34 (86%) and 35-44 (86%) indicate higher levels of approval for the Fire & Rescue Service, whereas around three-quarters (76%) of those aged 18-24 felt the Fire & Rescue Service is doing a good or an excellent job. Respondents with a disability (71%) tended to be less positive towards the provision, with BAME respondents (91%) indicating the highest levels of positivity for the Fire & Rescue Service.

Residents were also asked to outline the reasons behind their perception of how good a job the Northamptonshire Fire & Rescue Service are doing:

Why do you say that?



Response	Count	%
General assumption / no contact with them	432	39%
Good job / protect the public	283	26%
Quick / good response	182	17%
Positive word of mouth / media	126	11%
Good job with limited resources	72	7%
Positive personal experience	55	5%
Professional	31	3%
Good visibility	22	2%
Don't know	12	1%
Negative personal experience / witnessed negative	2	0.2%
Negative word of mouth / media	1	0.1%

Perhaps, predictably, a significant proportion of residents provided their opinion based on an assumption Northamptonshire Fire & Rescue service are doing a good job due to lack of engagement with the service (39%). A quarter confirmed they thought the service does a good job (26%) and just under a fifth put their opinion down to a quick response to incidents (17%).

Examples of verbatim within each theme can be found below:

General assumption / no contact with them

"Had no dealings with any of the emergency services, it's what I hope and feel if I did ever need them."

"I have never needed to call them but no reason to think they are not doing a good job."

"I do not get involved with the fire service and with the pandemic we have limited contact. I have not needed their service. I assume as I do not hear of major issues that will be down to prevention."

Good job / protect the public

"They conduct home fire safety checks for residents, fighting fire to save lives and property."

"The fire and rescue service are doing a good job; they protect people in the event of fire."

"I think the fire service work long hours to protect the public. I have admiration for what they do."

Quick / good response

"The fire and rescue service responsibilities are wide and they are always quick to arrive in any emergency."

"They came out when all the floods were happening and spoke to residents and reassured them."

"We have accidents in the area as we had a low bridge. They have come out quickly and dealt with issues well."

Positive word of mouth / media

"I read good reports of them in the media and people speak highly of them. I read a bit about them on Facebook pages and it is all good."

"Although I've had no experience with them myself, whenever people I know have needed them, they have attended straight away and been really good."

"I read the Echo so I know what they are doing and I know they are help people in the community and they do a lot on the motorway."

Good job with limited resources

"They do not have the resources they need but still do the best they can. We do not hear of many major issues so prevention must be good."

"With the resources they have and workforce levels they have they are doing an incredible job."

Positive personal experience

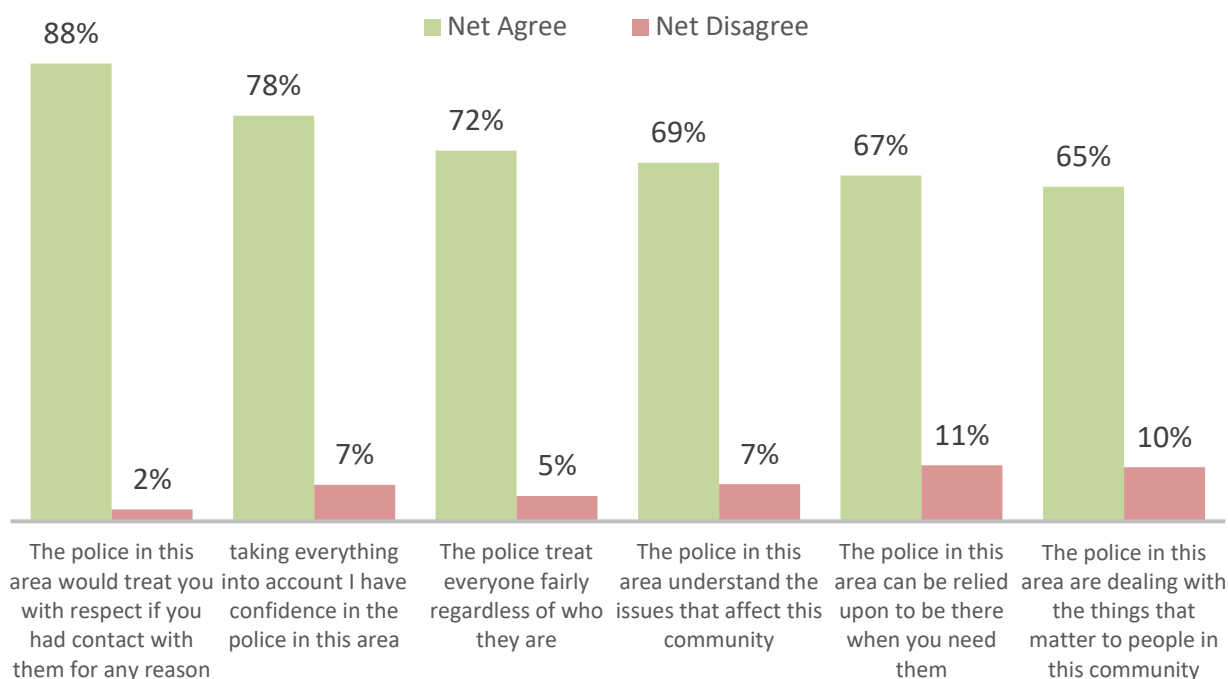
"The fire service came out to our house and fitted smoke alarms 2 years which I thought was very good. They helped people in the neighbourhood."

"I have had dealings with them and they were very efficient, prompt and responsive."

"Our log burner set our living room alight in 2020 during lockdown. The fire service were amazing and sorted it fast and we very helpful."

Residents were asked how strongly they agreed or disagreed with a number of statements relating to the police in their area:

Please state how much you agree or disagree with the following statements:



Statement	Count Net Agree	% Net Agree	Count Disagree	% Net Disagree
The police in this area would treat you with respect if you had contact with them for any reason?	974	88%	25	2%
Taking everything into account I have confidence in the police in this area?	863	78%	78	7%
The police treat everyone fairly regardless of who they are?	789	72%	54	5%
The police in this area understand the issues that affect this community?	763	69%	79	7%
The police in this area can be relied upon to be there when you need them?	736	67%	119	11%
The police in this area are dealing with the things that matter to people in this community?	712	65%	115	10%

Nearly nine-tenths of residents (88%) felt the police would treat them with respect if they had to contact them, with over three-quarters (78%) stating they have confidence in the police in their area. Over two-thirds felt the police treat everyone fairly (72%), understand the issues that affect the community (69%) and can be relied on to be there when you need them (67%). Slightly fewer (65%) felt the police are dealing with things that matter to people in their community.

Disagreement was low towards all statements considered with only two statements that had disagreement levels at a tenth or more: the police can be relied upon to be there when needed (11%) and the police are dealing with things that matter most to people in the community (10%).

Residents in Wellingborough were notably less agreeable towards all the statements considered, with agreement also being lower in Daventry and East Northants. Conversely, agreement levels in Kettering were much higher than average towards all statements with agreement levels in South Northants also higher.

Females were slightly more positive towards the statements regarding police in their local area compared to males. BAME respondents tended to be more agreeable towards the statements, with those aged 25-34 and respondents with a disability less inclined to agree with the statements.

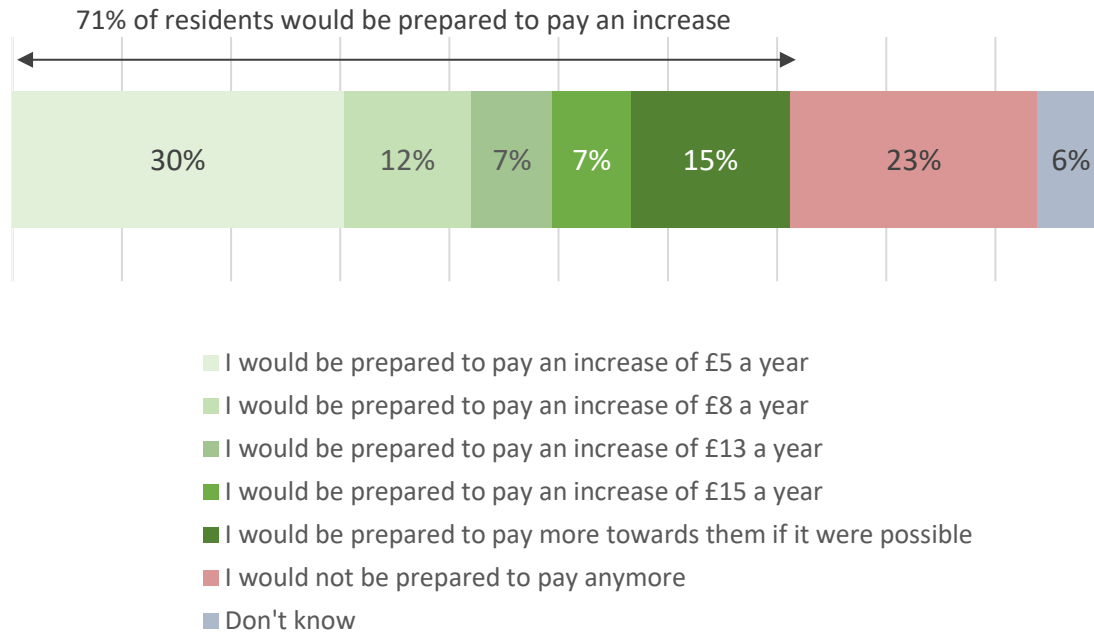
Residents were then asked what crime issues and incidents they felt should be prioritised by Northamptonshire Police:

Response	Count	%
Burglary	568	52%
Anti-Social Behaviour	399	36%
Domestic abuse	329	30%
Drug dealing / misuse	328	30%
Sexual offences	220	20%
Serious violence	203	18%
Vehicle crime	122	11%
Organised crime	119	11%
Road safety and road traffic offences	106	10%
Knife crime	105	10%
Other	104	9%
Enforcing Covid related rules	68	6%
Fraud and online crime	60	5%
Greater police presence	54	5%
Nothing / Don't know	53	5%
Criminal damage	44	4%
Child abuse and neglect	32	3%
Robbery / mugging	29	3%
Hate crime	19	2%
Gangs	17	2%
Night-time Economy and associated disorder	8	1%
Business crime	8	1%

Around half (52%) mentioned Burglary as an issue that needed to be prioritised by Northamptonshire Police, with over a third (36%) that felt Anti-Social Behaviour should be prioritised. Three-tenths stated Domestic Abuse and Drug dealing and misuse and around a fifth felt that Sexual offences (20%) and Serious violent crime should be prioritised by Northamptonshire Police.

Precept overview

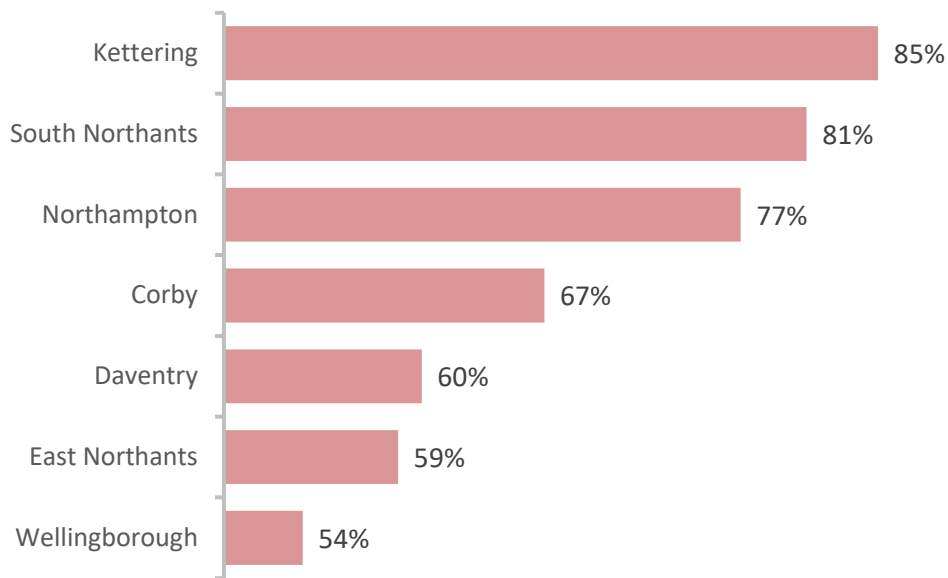
Residents were asked which statement best represented their views towards the level of council tax they pay towards **Northamptonshire police**:



Response	Count	%
I would be prepared to pay an increase of £5 a year	334	30%
I would be prepared to pay an increase of £8 a year	129	12%
I would be prepared to pay an increase of £13 a year	82	7%
I would be prepared to pay an increase of £15 a year	79	7%
I would be prepared to pay more towards them if it were possible	161	15%
I would not be prepared to pay anymore	249	23%
Don't know	68	6%

Less than a quarter of residents (23%) said they were not prepared to pay anymore for policing with the majority (71%) willing to pay some increase. Three-tenths (30%) are prepared to pay a £5 increase per year, more than a tenth (12%) a £8 increase, 7% a £13 a year increase 7% a £15 a year increase. Around a sixth (15%) stated they would be willing to pay more than £15 increase per year if that was possible. A small percentage (6%) did not know.

Prepared to pay more towards policing ranked by area



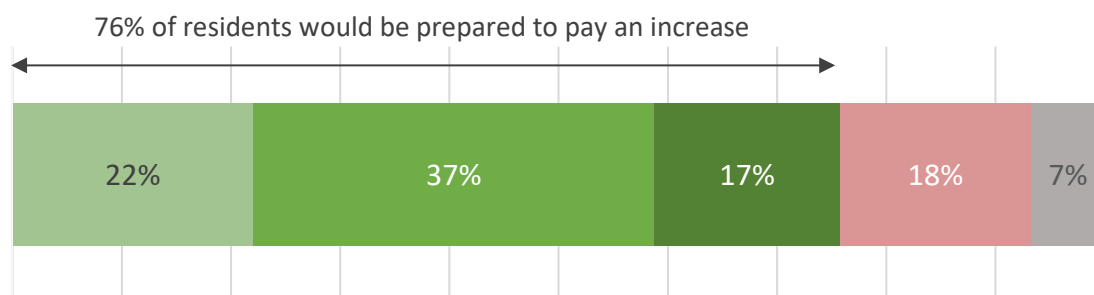
Area	Count prepared to pay more	% prepared to pay more
Kettering	127	85%
South Northants	110	81%
Northampton	260	77%
Corby	71	67%
Daventry	75	60%
East Northants	77	59%
Wellingborough	65	54%

More than four-fifths of those living in Kettering (85%) and South Northants (81%) and three-quarters (77%) of those based in Northampton (75%) are willing to pay an increase towards policing. Three-fifths or fewer of those from Daventry (60%), East Northants (59%) and Wellingborough (54%) are willing to pay the increase. The majority in each area are willing to fund a rise in policing precept.

Residents aged 55-64 (76%) were more inclined to be willing to pay an increase towards the policing precept with those aged 65 and above (67%) less willing to pay towards policing.

Respondents with a disability (58%) are less likely to be willing to pay an increase towards policing whereas BAME respondents (77%) are more likely to be willing to fund a rise in the policing precept.

Residents were also asked which statement best represented their views towards the level of council tax they pay towards **Northamptonshire Fire & Rescue Service**:

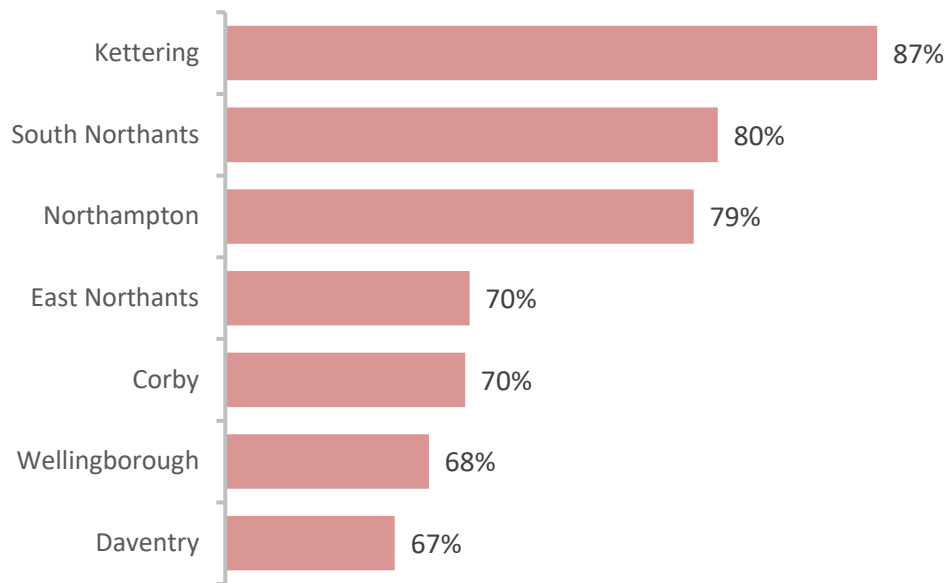


- I would be prepared to pay an increase of £1.25 a year
- I would be prepared to pay an increase of £5 a year
- I would be prepared to pay more towards them if it were possible
- I would not be prepared to pay anymore
- Don't know

Response	Count	%
I would be prepared to pay an increase of £1.25 a year	243	22%
I would be prepared to pay an increase of £5 a year	405	37%
I would be prepared to pay more towards them if it were possible	187	17%
I would not be prepared to pay anymore	193	18%
Don't know	74	7%

Around three-quarters (76%) are prepared to pay an increase towards Fire & Rescue Services in Northamptonshire. Just over a fifth (22%) indicated they are willing to pay an increase of £1.25 a year, over a third (37%) indicated they are willing to pay an increase of £5 per year and 17% stated they would be willing to pay more than that if it were possible. Less than a fifth (18%) are not prepared to pay anymore towards the service and a small percentage did not know (7%).

Prepared to pay more towards Fire & Rescue Services ranked
by area



Area	Count prepared to pay more	% prepared to pay more
Kettering	130	87%
South Northants	109	80%
Northampton	266	79%
East Northants	91	70%
Corby	74	70%
Wellingborough	82	68%
Daventry	83	67%

Just under nine out of every ten residents in Kettering (87%) are prepared to pay more towards the Fire & Rescue Service. Conversely, residents of Daventry (67%) and Wellingborough (68%) were much less inclined to be willing to fund an increase. Residents in East Northants and Corby (both 70%) were also less inclined to pay an increase towards the Fire & Rescue Service, however the majority in each area support a rise in precept.

Residents aged 25-34 (82%) were more willing to pay an increase towards the Fire & Rescue Service, with those aged 65 and above (68%) much less inclined to be willing to pay an increase for the service. Respondents with a disability (60%) were also less inclined to support a rise in the precept to help fund the Fire & Rescue Service.

Further comments

Respondents were asked to provide any further comments on Northamptonshire Police and Fire & Rescue Service. Some examples of verbatim can be found below:

"I am prepared to pay what it takes to improve the Police and Fire, however only if other areas of the Council Tax was reduced. That is, I think the budgets at the Council should be reviewed in favour of the Fire and Police."

"Northamptonshire Police don't understand the community's important issues and important matters they need to deal with e.g. the young people and their criminal activities in the city centre needs to be a priority for the police to deal with."

"I think there is more accountability from local government. There is a disconnection to the local communities. The community need to feel they are being served."

"I think they are doing a great job in trying times. they need our support and more staff. They have other issues to deal with like Covid taking people to hospitals as there is a lack of ambulances."

"We feel really left on our own as a rural community. The police are aware of the issues we have, but they are not giving us the service we are paying for."

"I think they do a very good job with the resources they have. I know they are under resourced and I feel that they do need more money but it should come from budget savings within the Council rather than an increase in council tax."

"Overall, I think both services are doing good job, but the police should focus their money on resources particularly."

"We have had to ring 3 times in the past year due to burglaries, and they have always responded and been at our house within 10 minutes considering we live quite a bit out the centre. They have a very fast, responsive and good service, I have been very impressed."

"In my opinion the Police and Fire & Rescue services should be funded fully by Central Government, this is a difficult time for people to pay more. People are losing their jobs and facing financial difficulties."

"It is a good idea to ask the community if we are happy to financially support the Police and Fire & Rescue service financially through our council tax increase. I hope the majority of people will agree."

"We pay a lot of money but we don't get a lot back for that money, the value for money is poor. The police presence has gone down in past 5 years but the council tax is going up, we are paying more but the presence has gone."

"The whole of the county should be treated equally; all areas should be policed equally as Corby is often forgotten about. Would be willing to pay more council tax if they knew the money would be going towards their local needs and spent in the right places."

"I would just like to say that I think the Police and Fire and Rescue services are doing a very good job in my area despite the pandemic."

"They don't get the respect they deserve; they do an amazing job, a job that is really dangerous and has limited resources to support them. I admire everyone who serves our community in the way they do."

"I just think that they should maybe make people more informed of what they are doing in the area because I have never had any dealings with them and therefore I know nothing about them as you can tell."

"I think they need more government support and PR as people feel they know everything and do not have clue what they do and have to put up with. It is an impossible job. They do not make the laws they just carry them out."

"They do their best with the funding and support they are given. I believe if I was in danger I could rely on their services."

"I feel that the police do not care so much about the villages. I have heard that sometimes, if you contact them about an issue, they do not seem overly bothered."

"I would just like to say that sometimes I wonder if we are getting value for money at all when we are paying for the Crime Commissioner because we haven't seen any improvements."

"Rather than paying extra council tax for the policing and fire and rescue services, it would be better if the funds were better distributed among the different services."

"The police should have better communications with non-English residents with language barriers. I lot of people suffer because of this and for the police to understand."

Appendices

Questionnaire

Council Tax Questionnaire 2021/2022

Northamptonshire Police Fire and Crime Commissioner

Hello, my name is..... and I'm calling on behalf of the Northamptonshire Police, Fire and Crime Commissioner, I work for SMSR, an independent research company who have been commissioned to conduct an important survey to seek the views of residents who pay council tax in Northamptonshire about the 2020/2021 council tax level for policing and the fire and rescue service.

I am also interested in your views on your concerns and what priorities you have.

Could you spare a couple of minutes to answer a few questions?

We are looking to speak to residents who pay council tax, please could you confirm that you pay council tax?

REC Interviews are recorded for monitoring and training purposes. Do you give your consent for this interview to be recorded?

Yes ☐

No ☐

In compliance with GDPR you are able to withdraw your consent at any point during or after the interview and we can provide contact details for both Northamptonshire PCC and SMSR at any point if you so wish. The data is being collected in accordance with the MRS Code of Conduct.

Any information you give us will be kept in confidence and only used for the purposes of this consultation. No individuals will be identifiable. If you would like to read more about how the data is processed, you can visit Northamptonshire Police Fire and Crime Commissioners and view their Data Privacy Notice at:

<https://www.northantspfcc.org.uk/about/privacy-policy/office-northamptonshire-police-crime-commissioner-fair-processing-statement>

Alternatively go on <http://www.northantspfcc.org.uk> and search privacy notice. If you need a hard copy of this please let us know.

Do you understand the aims of the survey and are you happy to proceed?

If respondent shows any sign of concern, please offer the following contact numbers: Amy Collier (Project Team) on 0800 138045 at SMSR or The Police, Fire and Crime Commissioner's office at commissioner@northantspfcc.pnn.gov.uk, tel: 01604 888113.

The Northamptonshire Police, Fire and Crime Commissioner Stephen Mold has responsibility for overseeing both Northamptonshire Police and Northamptonshire Fire and rescue services. The Commissioner sets the budget for both organisations and holds both the Chief Constable and Chief Fire Officer to account on behalf of the public, for the performance of their organisations.

Police & Fire and Rescue Services

Q1 In your opinion, how good of a job do you think Northamptonshire Fire & Rescue Service are doing?

- Excellent..... ☐
- Good ☐
- Fair..... ☐
- Poor..... ☐
- Very Poor ☐
- Don't know (do not read out)..... ☐

Q1a Why do you say that?

Q2 In your opinion, how good of a job do you think Northamptonshire Police are doing?

- Excellent..... ☐
- Good ☐
- Fair..... ☐
- Poor..... ☐
- Very Poor ☐
- Don't know (do not read out)..... ☐

Q2a Why do you say that?

Q3 I would now like to ask a few more questions about your confidence in Northamptonshire Police, please state how much you agree or disagree with the following statements.

	Strongly Agree	Agree	Neither Agree nor Disagree	Disagree	Strongly Disagree	Don't Know
How much would you agree or disagree that the police in this area can be relied upon to be there when you need them?	<input type="checkbox"/>	<input type="checkbox"/>	<input type="checkbox"/>	<input type="checkbox"/>	<input type="checkbox"/>	<input type="checkbox"/>
How much would you agree or disagree that the police in this area would treat you with respect if you had contact with them for any reason?	<input type="checkbox"/>	<input type="checkbox"/>	<input type="checkbox"/>	<input type="checkbox"/>	<input type="checkbox"/>	<input type="checkbox"/>
How much would you agree or disagree that the police treat everyone fairly regardless of who they are?	<input type="checkbox"/>	<input type="checkbox"/>	<input type="checkbox"/>	<input type="checkbox"/>	<input type="checkbox"/>	<input type="checkbox"/>
How much would you agree or disagree that the police in this area understand the issues that affect this community?	<input type="checkbox"/>	<input type="checkbox"/>	<input type="checkbox"/>	<input type="checkbox"/>	<input type="checkbox"/>	<input type="checkbox"/>
How much would you agree or disagree that the police in this area are dealing with the things that matter to people in this community?	<input type="checkbox"/>	<input type="checkbox"/>	<input type="checkbox"/>	<input type="checkbox"/>	<input type="checkbox"/>	<input type="checkbox"/>
How much would you agree or disagree that taking everything into account I have confidence in the police in this area?	<input type="checkbox"/>	<input type="checkbox"/>	<input type="checkbox"/>	<input type="checkbox"/>	<input type="checkbox"/>	<input type="checkbox"/>

Precept

Q4 Fire currently makes up approximately 4% of your Council Tax bill and the average household (band D) pays £61.97 a year (approximately £1.19 a week) towards Fire and Rescue Services. In light of this, which one of the following statements best represents your views?

I would be prepared to pay an increase of £1.25 a year for Fire & Rescue services (approximately 2p per week) ☐

I would be prepared to pay an increase of £5 a year for Fire & Rescue services (approximately 10p per week) ☐

I don't think the Fire are funded enough in Northamptonshire and I would be prepared to pay more towards them if it were possible. ☐

I would not be prepared to pay anymore for Fire and Rescue Services than I do now ☐

Don't know (do not read out) ☐

Over the last five years, the PFCC has mainly targeted Council Tax increases towards the priorities the public have asked for- this has included increasing Police Officers in Northamptonshire by almost 200 to date and a further 130 officers are planned by March 2023.

This will take Police Officers in Northamptonshire to 1500, an increase of over 28% over the period. The PFCC is keen to ensure that any Council Tax increases next year will be used to sustain those Police Officer increases.

Q5 Police currently makes up approximately 14% of your Council Tax bill and the average household (band D) pays around £255.04 a year (approximately £5 per week) towards policing. In light of this, which one of the following statements best represents your views?

- I would be prepared to pay an increase of £5 a year for policing (approximately 10p per week) ☐
- I would be prepared to pay an increase of £8 a year for policing (approximately 15p per week) ☐
- I would be prepared to pay an increase of £13 a year for policing (approximately 25p per week) ☐
- I would be prepared to pay an increase of £15 a year for policing (approximately 30p per week) ☐
- I don't think the Police are funded enough in Northamptonshire and I would be prepared to pay more towards them if it were possible. ☐
- I would not be prepared to pay anymore for policing than I do now ☐
- Don't know (do not read out) ☐

Priorities

Q6 Northamptonshire police deal with a variety of crimes and incidents across the county. Given the resourcing Northamptonshire Police has, can you think of up to three crime or disorder issues that they should prioritise their resource towards?

PROMPT only if required – priorities could include domestic abuse, rape and sexual offences, ASB, serious and organised crime, burglary.

Priority 1

Priority 2

Priority 3

Q7 Are there any further comments you would like to make about Northamptonshire Police or Fire and Rescue Service or the subjects covered in this survey?

Demographics

Collecting information about you helps us to look at differences in opinion between groups of people. All information provided is strictly confidential. However, if you still feel uncomfortable answering any of these questions, please feel free to say 'prefer not to say'.

To find out more about the steps OPFCC takes to ensure your data is safe and how it is held please see our Fair Processing Statement on our website at: www.northantspfcc.org.uk or www.northants.police.uk.

Q8 How would you describe your gender?

- Male ☐
- Female ☐
- Trans ☐
- Other ☐
- Prefer not to say ☐

Q9 What age were you on your last birthday? (read out bands if necessary)

- Under 18 ☐
- 18-24 ☐
- 25-34 ☐
- 35-44 ☐
- 45-54 ☐
- 55-64 ☐
- 65-74 ☐
- 75 or above ☐
- Prefer not to say ☐

Q10 Do you consider yourself to have a disability?

- Yes ☐
- No ☐
- Prefer not to say ☐

Q11 What is your ethnicity?

- White British ☐
- White Irish ☐
- White Other ☐
- Mixed - White & Black Caribbean ☐
- Mixed - White & Black African ☐
- Mixed Other ☐
- Black or Black British - Caribbean ☐
- Black or Black British - African ☐
- Any other Black background ☐
- Asian or Asian British - Indian ☐
- Asian or Asian British - Pakistani ☐
- Asian or Asian British - Bangladeshi ☐
- Asian Other ☐
- Chinese ☐
- Other - Please specify: ☐
- Prefer not to say ☐

Other - Please specify:

Q12 Finally, can I just take your postcode please? (This is just to ensure we speak with a mix of people across the area)

Area In which of the following areas do you live?

- Corby ☐
- Daventry ☐
- East Northants ☐
- Kettering ☐
- Northampton ☐
- South Northants ☐
- Wellingborough ☐

Thank you for completing the survey.

Social & Market Strategic Research
Wellington House
108 Beverley Road
Kingston-Upon-Hull
HU3 1XA
(01482) 211200

SMSR
RESEARCH